

Sri Lanka's Experience with Informal Sector Contributory Pension Schemes

World Bank-Hitotsubashi University-MOF
***Workshop on Closing the Coverage Gap:
The Role of Social Pensions***
Tokyo, 20-22 February, 2008

Dr Ravi P. Rannan-Eliya
Institute for Health Policy



Agenda

- Sri Lanka Context
- Informal Sector Schemes
- Problems
- Potential Solutions
- Lessons

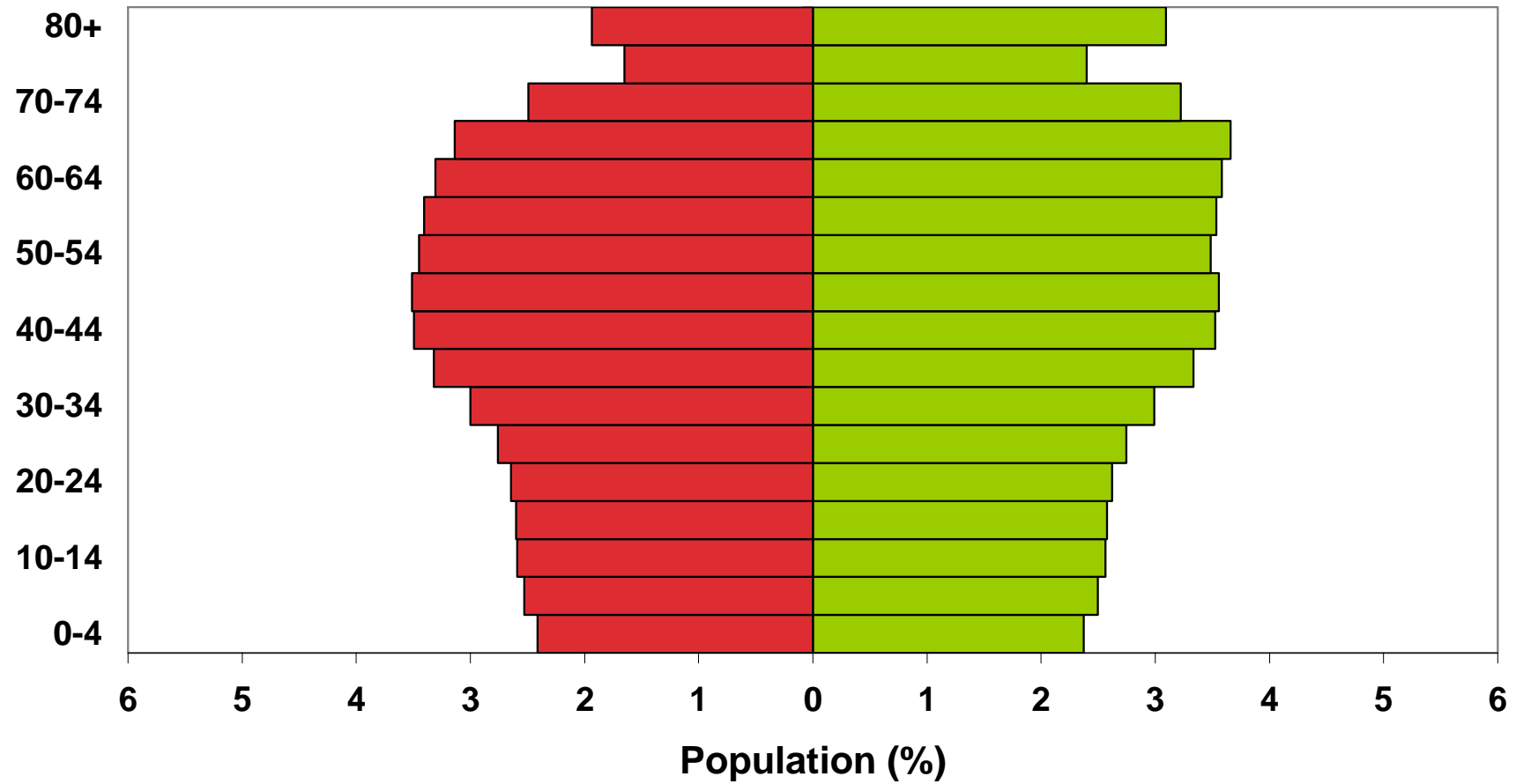
Sri Lanka Context

- LMIC
 - GDP per capita ~ \$1,500, AGR ~ 5-6%
 - Low tax base ~ 17% GDP
 - Fiscal deficits ~ 8% GDP
 - Inflation ~ 8-20%
 - <35% of working age population in formal sector
- Social protection
 - History of early and high levels of coverage for health, education, poverty transfers driven by early experiences of democratic politics and global recession in 1930s
 - Dominance of general revenue financing - no history of social insurance
 - ~45% of workforce covered by formal old age income schemes



Rapidly Ageing Population

2050

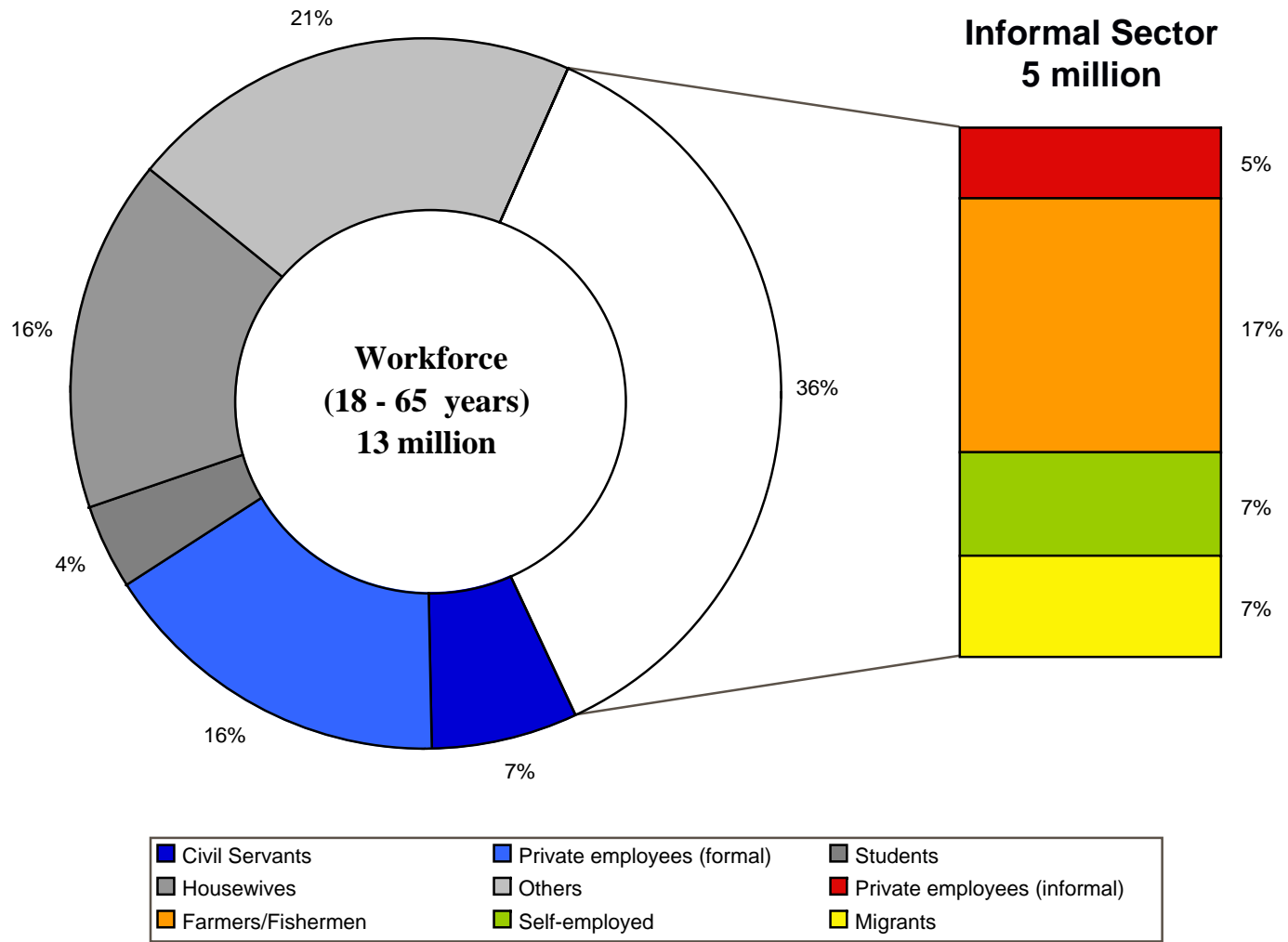


Social pensions vs. Social assistance transfers

| Country | Type | Beneficiaries/65+ population (%) | Social pension impact index (%) |
|---------------------|--------------------|----------------------------------|---------------------------------|
| Sri Lanka | Means-tested SA | 23 | 1.2 |
| India | Means-tested SP | 14 | 1.4 |
| Bangladesh | Means-tested SP | 22 | 1.6 |
| Nepal | Universal, flat SP | 21 | 4.7 |
| South Africa | Means-tested SP | 86 | 27.3 |
| Mauritius | Universal flat SP | 100 | 27.1 |

Source: Palacios in World Bank, *"Sri Lanka Addressing the Needs of an Aging Population"* (2008)

Employment Structure



Informal Sector Schemes

“Contributory” Pension Schemes

- Farmers’ Pension Scheme 1987
 - ~650,000 coverage
 - ~50-60% coverage
- Fishermens’ Pension Scheme 1990
 - ~45,000 coverage
 - ~40-50% coverage
- Self-employed Pension Scheme 1996
 - ~70,000
 - <5% coverage

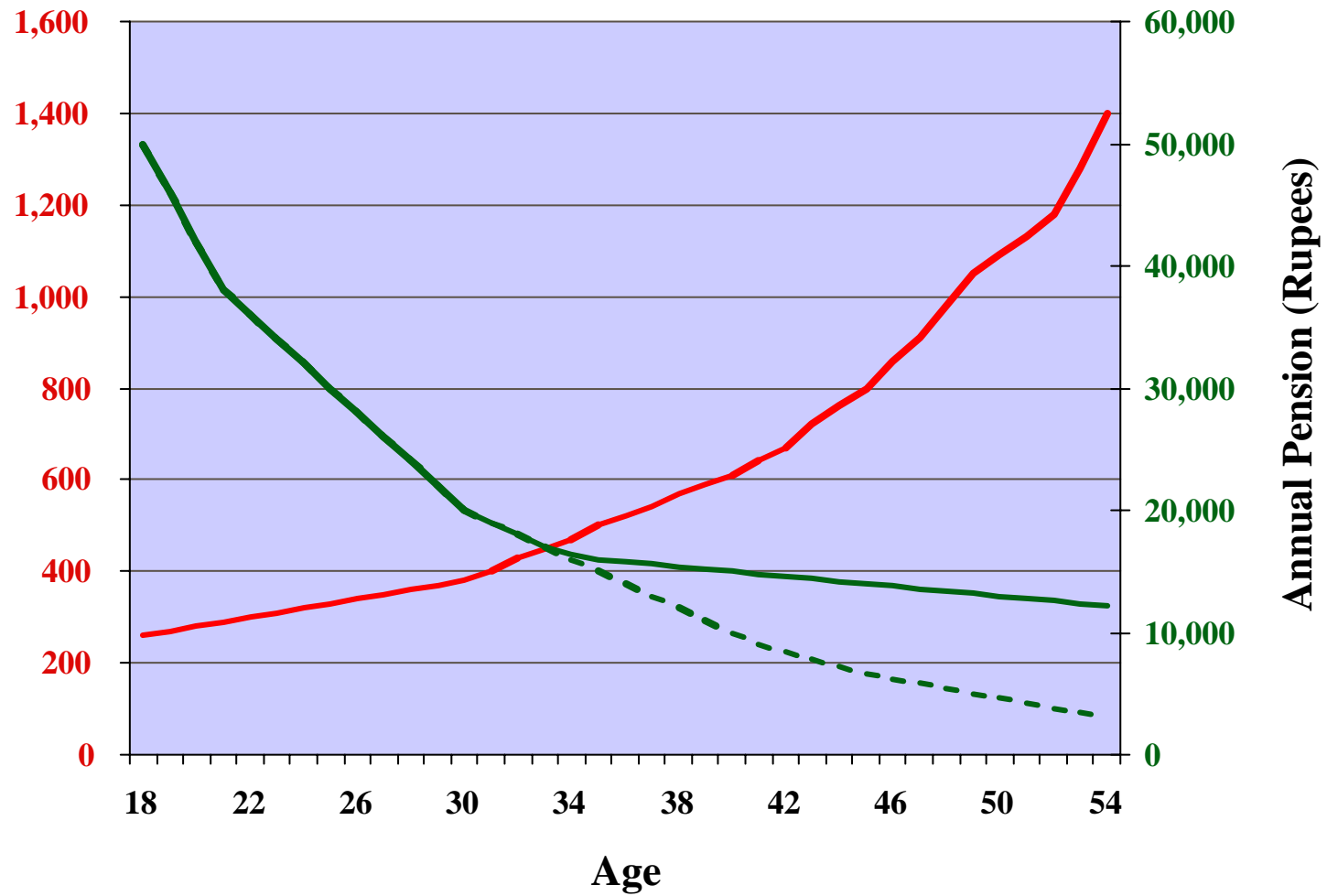


Flat pension + disability, death and survivor benefits

Design of Informal Sector Schemes

- Government administered
 - Eligibility assessment and administration by public sector
 - Payments collected through decentralized, public sector offices
- Nominal design
 - Voluntary/Defined benefit/Contributory with small tax subsidy
 - Flat contribution schedules, based on age of entry
 - Flat rate benefit at age 60, based on age of entry
 - No inflation adjustment mechanism
 - Pension fund intended to be actuarially sound

Contribution Schedules



Scheme Problems

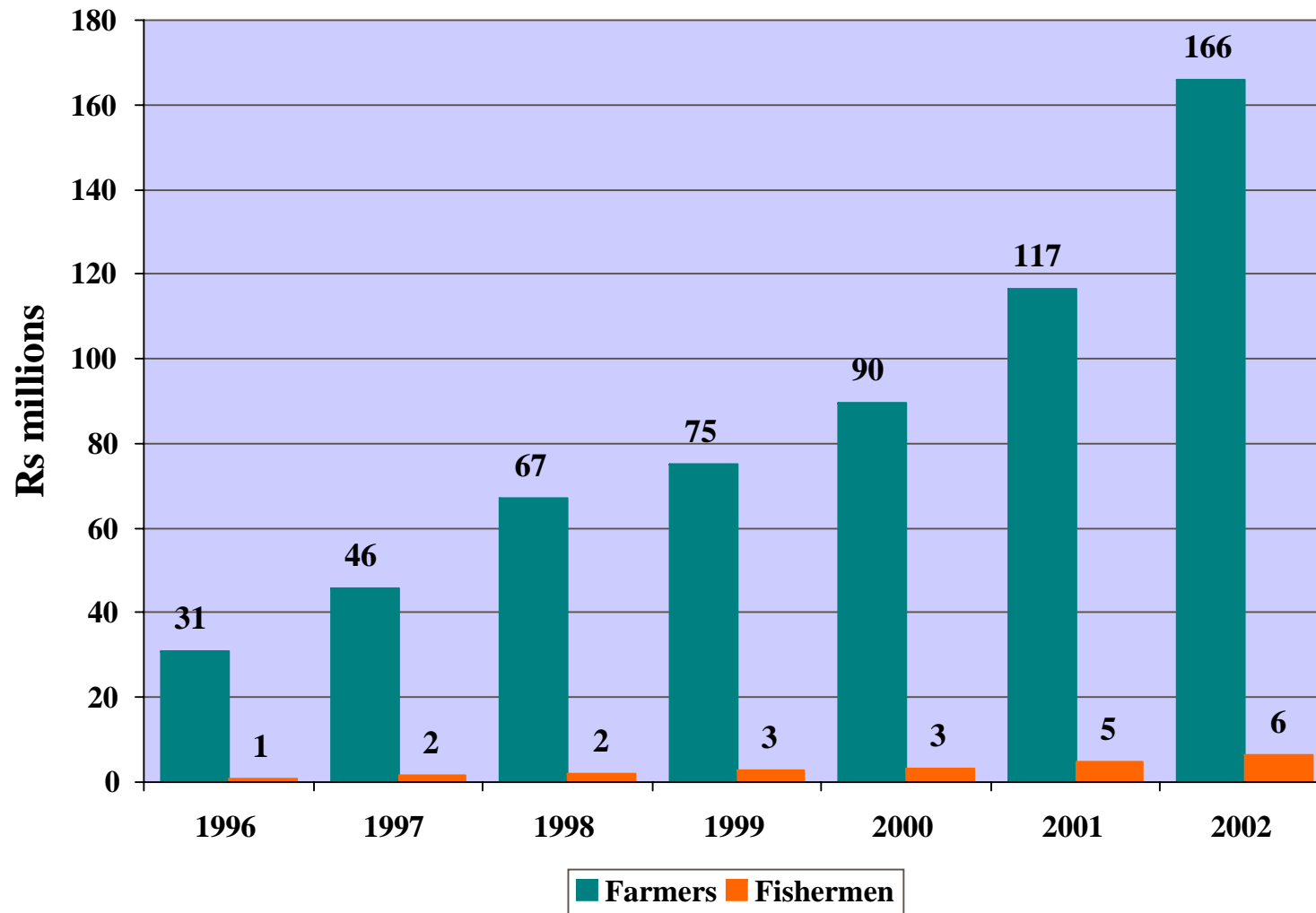
Financing/Benefit design

- Flat, nominal DB/DC schedules with no recognition of inflation/wage/life expectancy increases
 - Benefits become worthless in real terms, fail to provide adequate or any income protection
 - Political mechanism forces ad hoc upward adjustments to benefits, but not in contributions
- Not appropriate to demographic realities
 - Life expectancy at age 60: 17-21 years (2001) & increasing
- Government contribution
 - Assumed in design, but never fully paid - Not clear whether government has fully accepted need for major subsidy
- Separation of schemes
 - High administrative costs/inefficiencies
 - Weak technical capacity

Relevance to informal sector

- Fixed contribution schedule (1 mos/3 mos) not appropriate
 - Not appropriate given income flow/career paths
 - High rate of default due to non-payment >40%
 - Political mechanism intervenes to forgive defaults
- Inflexible to demands of dynamic economy
 - Lifetime membership in occupation not option for many
 - Lack of portability not suited for industrializing economy, with significant rural-urban migration
 - No option to increase contributions with income growth
- Doesn't reach poorest
 - Evidence that enrollees are wealthier than average

Current cash flows



Financial outlook

- Current cash flows positive, as schemes still not mature
 - But will change as outflows rapidly increasing
- Not actuarially balanced
 - Largely due to initial design errors, and later benefit adjustments
- Large, implicit fiscal debts
 - 5-15% of GDP

Potential Solutions

Income adequacy

- Common characteristics of informal workers
 - Lack of steady income
 - Frequent employment transitions
 - Higher rates of hard, manual work
 - Higher rates of disability
 - Less likely to be able to work to 65+ years
- Income constraints
 - Below average incomes
 - Subsistence level implying inability to forego consumption
 - 20%+ contribution rates insufficient to generate replacement incomes above poverty line
 - Shorter working lives

Design improvements

- Contributions
 - Should allow for flexibility in payments
 - Over the year
 - Over a lifetime
 - Should allow for employment changes & be compatible with extending working lives
- Benefit design
 - Should be actuarially linked to lifetime contributions
 - ... But recognize social preference to ensure minimum pension floor
 - ... And political willingness to use tax money to pay for lowest wage workers

Possible solution (1)

- Contribution-based scheme
 - Initially for self-employed groups
 - Individual lifetime accounts, facilitated by use of unique lifetime personal IDs
 - Contributions at any time
 - No maximum age for contributions
 - Account balances credited with investment returns of scheme
- Option later for formal worker groups to opt in
 - Switch existing provident fund balances in with guarantee of no benefit losses
 - Retaining requirement for employer contribution

Possible solution (2)

- Benefits
 - Pension annuity at retirement age
 - With incentives for deferral
 - Inflation indexed
 - Minimum payment based on social assistance levels
 - Government contribution to individual accounts targeted to lower-wage earners
 - How much and on what basis?
 - General revenue or ear-marked taxes?
 - Requirement for scheme to adjust benefits taking into account actuarial affordability

Lessons (1)

1. Income adequacy in old age is also a political problem
 - In a democratic context, inadequate solutions will result in political corrections
2. Informal sector/self-employed are poor
 - Real problems of collection and insufficient/discontinuous incomes
 - Will require redistributive, tax financing to achieve income adequacy

Lessons (2)

- Fluid employment paths must be accommodated, esp. in dynamic growing economy
 - Requires shift to integrated, national pension systems
- Setting optimal benefit schedules, subsidies, tax contributions is political
 - Has to be done in steps
 - Take into account social reactions
 - Contributions and taxes both politically necessary

Lessons (3)

- LMICs can do well to learn more from Japanese/US experience
 - Sri Lanka's current needs/demands not that dissimilar to Japan in 1950-60s
 - US Social Security System design in 1930s still relevant to Sri Lanka in 2000s
- GoJ and WB should do more to share Japanese/US experience with LMICs



Thank You