

# Knowledge sources for inventions and a role of absorptive capability

Sadao Nagaoka

September 2013

Institute of Innovation Research

Hitotsubashi University

# Table 1 Basic profiles of the surveyed inventors and their organizational affiliations

		trilateral patents		Europe
		Japan	US	
Sample size		3,658	1,912	9,017
Academic background	University graduate (%)	85.9	93.7	76.9
	Doctorate (%)	12.4	45.3	26
Female (%)		1.5	5.4	2.8
Age (years old)		39.5	52.7	45.4
Organizational affiliation	Employed at large corporation (251 or more employees) (%)	87.8	81.1	70.6
	Employed at small or medium-sized corporation(%)	8.7	14.0	22.6
	Institutions of higher education(%)	2.3	2.2	3.2
	National research institutes or other government organs (%)	0.7	0.1	2.2
	Foundations and other organizations (%)	0.5	2.1	1.4
self-employed and students		2.0		

Source: RIETI Inventor Survey (2007) for Japan, Europe's PatVal for EU (covering six countries: Germany, France, England, Italy, Spain, and the Netherlands).

Note: Self-employed individuals can be affiliated with organizations.

Figure 1. Sources of knowledge for suggesting a R&D project (% , “very important”, US-JP common weight) )

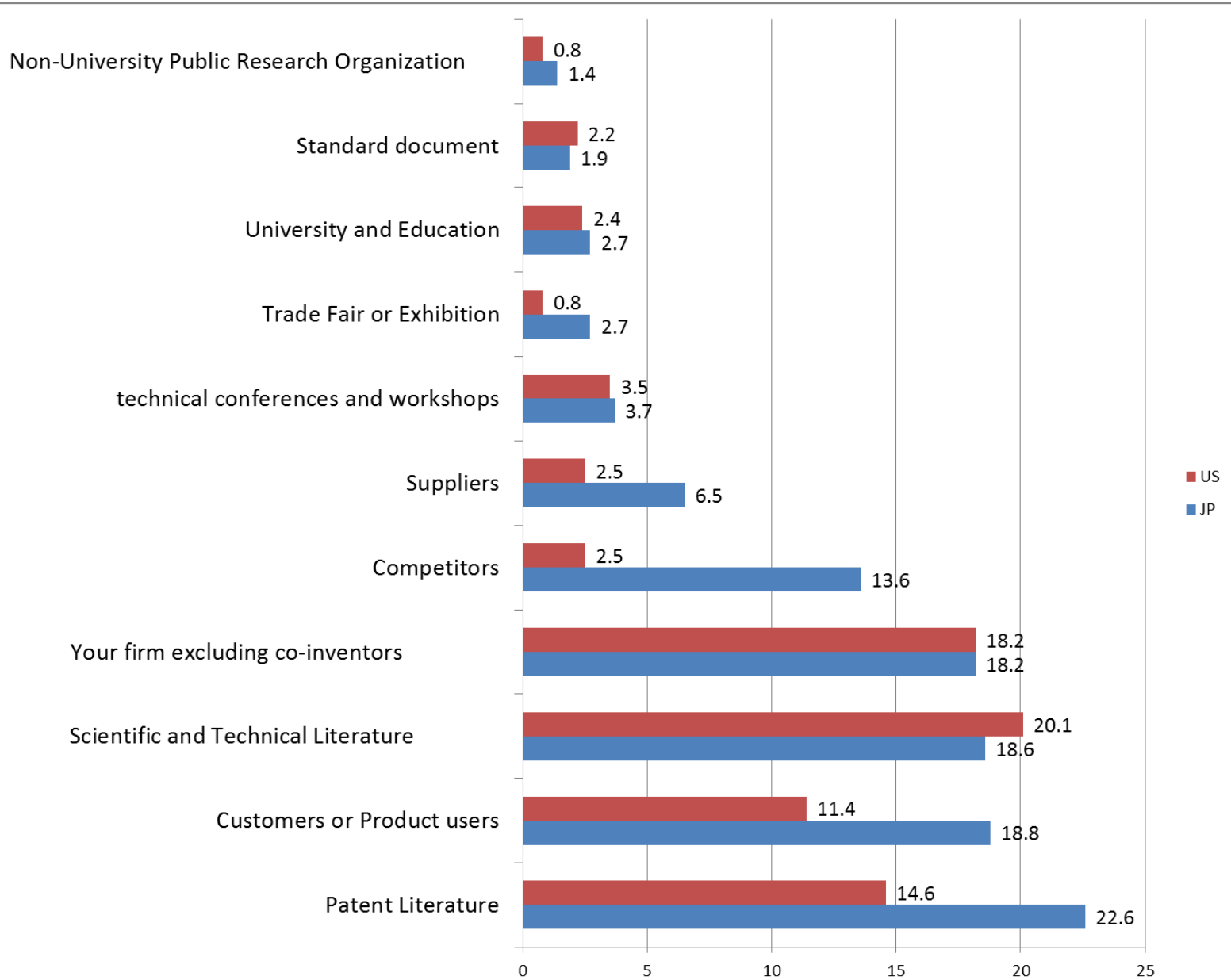
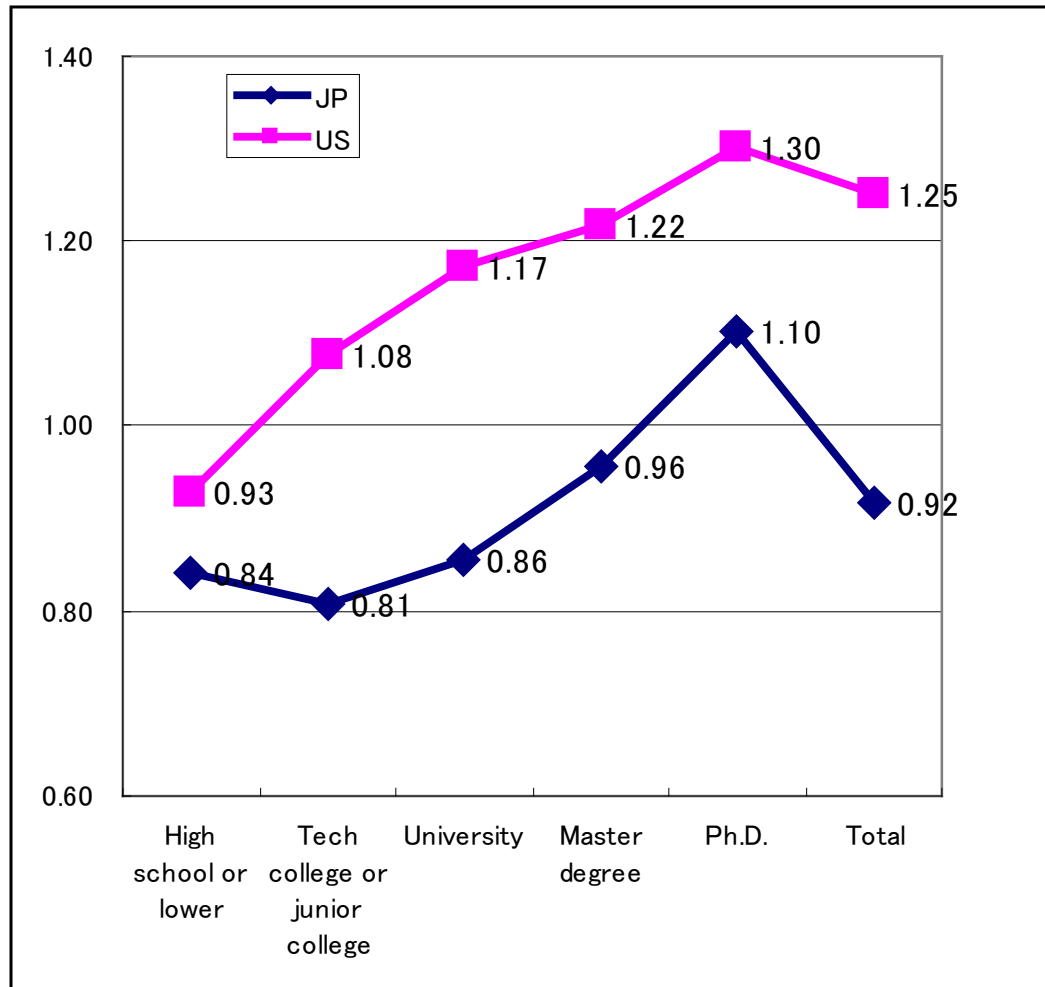


Figure 2. Importance of science literature relative to patent as a knowledge source for a R&D



# Figure 3. University and science literature as knowledge source for inventions by education

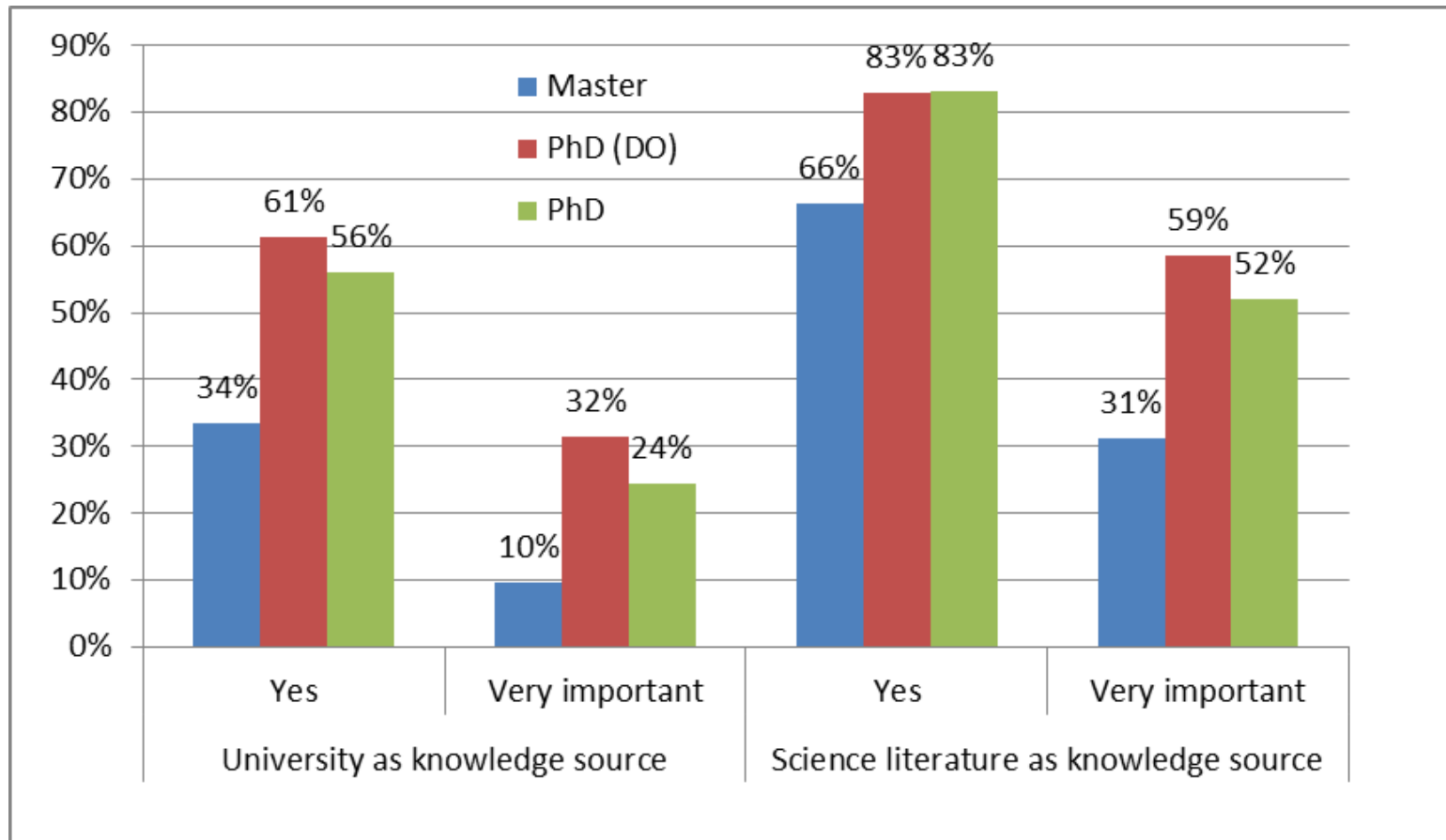
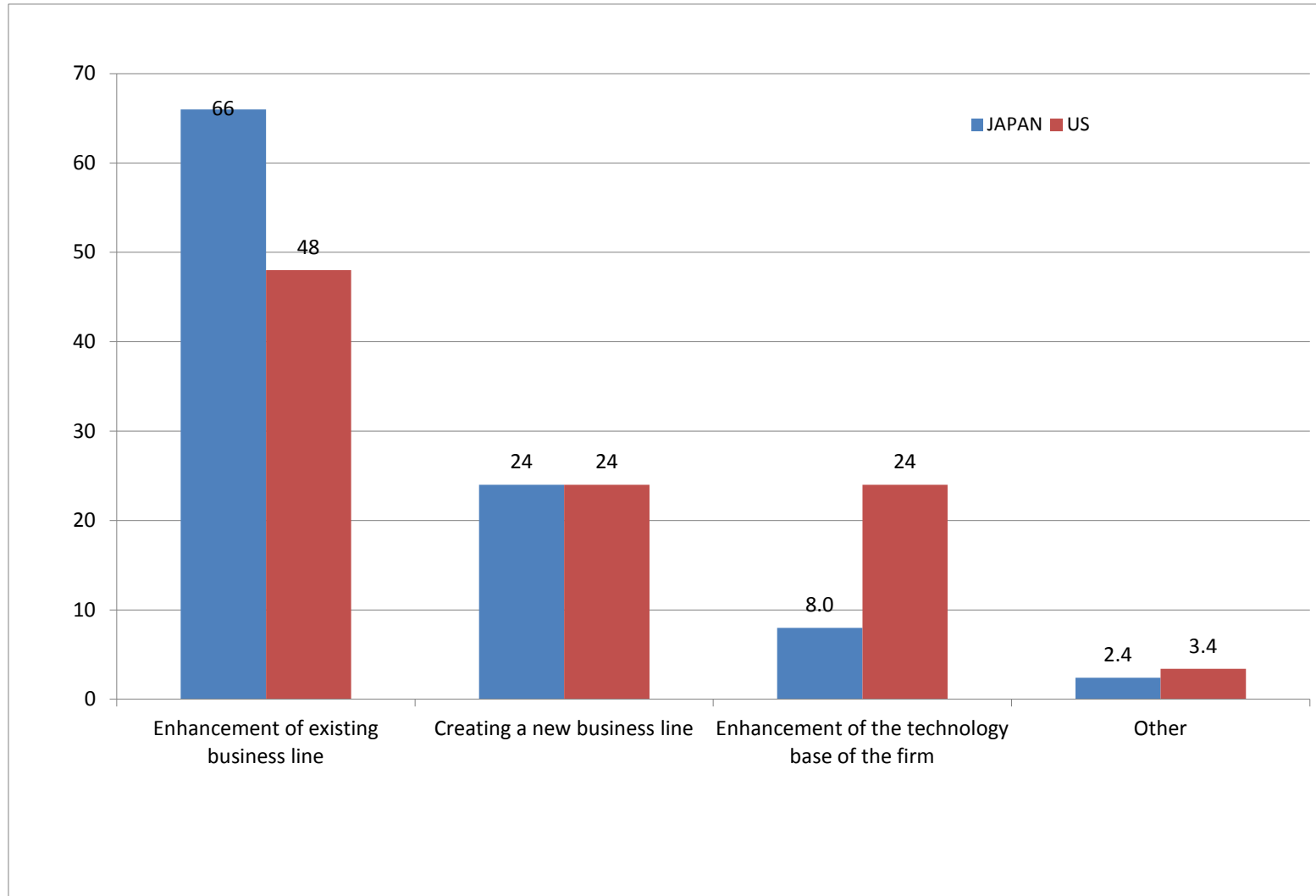
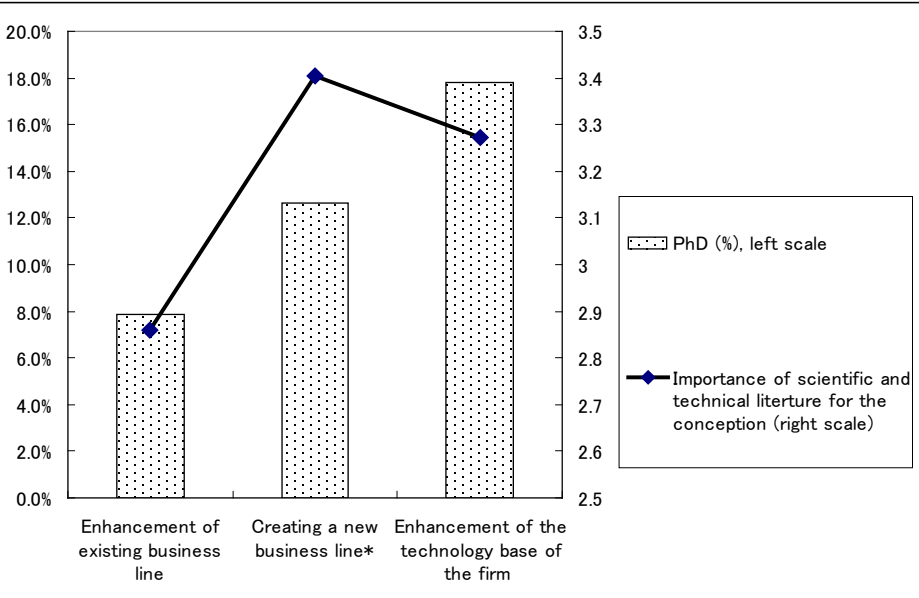


Figure 4. Business objectives of the research (%Yes)

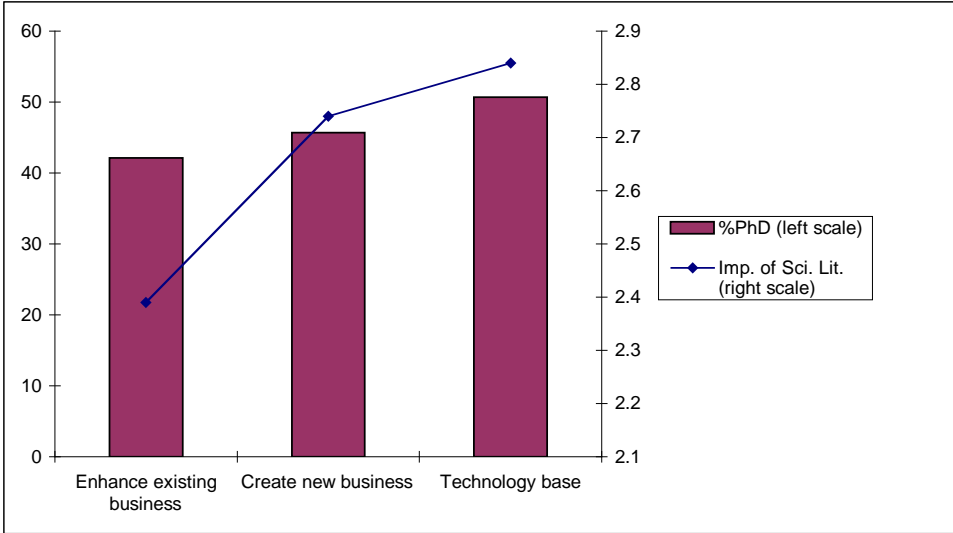


Note. More than 95% of the samples in both countries are from the inventors affiliated with business firm. Based on the common technology class weights.

Figure 5. Inventor Capability inputs by business objective of R&D



(Japan)



(USA)

# References

- Nagaoka Sadao and John P. Walsh. 2009b, “Commercialization and other uses of patents in Japan and the US: Major findings from the RIETI-Georgia Tech inventor survey,” RIETI Discussion Papers, 09-E-011
- Nagaoka Sadao and John P. Walsh [2009a], “The R&D process in the US and Japan: Major findings from the RIETI-Georgia Tech inventor survey,” RIETI Discussion Papers, 09-E-010.
- Walsh John and Sadao Nagaoka [2009a], “How “open” is innovation in the US and Japan? :evidence from the RIETI-Georgia Tech inventor survey,” RIETI Discussion Papers, 09-E-022.
- Walsh P. John and Sadao Nagaoka [2009b], “Who Invents?: Findings from the US-Japan Inventor Survey,” RIETI Discussion Papers Series, 09-E-034.
- 長岡貞男、2011、「日米のイノベーション過程：日米発明者サーベイからの知見」、藤田昌久・長岡貞男（編）『生産性とイノベーションシステム』第4章、日本評論社
- 長岡貞男、塚田尚稔、2007、『発明者から見た日本のイノベーション過程：RIETI発明者サーベイの結果概要』2007年11月 07-J-046
- 長岡貞男、塚田尚稔、大西宏一郎、西村陽一郎、2012、「発明者から見た2000年代の日本のイノベーション過程：イノベーション力強化への課題」、経済産業研究所 ディスカッション・ペーパー